

TOWNSHIP OF
LITTLE FALLS
NEW JERSEY

DWELLING INSPECTION
APPLICATION PACKET

TO BE COMPLETED BY

BOTH

BUYER *AND* SELLER

or

TENANT *AND* LANDLORD

Please read through the entire packet!

Little Falls Fire Prevention Bureau

225 Main Street
Little Falls, NJ 07424

973-890-4524
(Fax) 973-256-8017

Dwelling Certificate, Smoke Detector, and Carbon Monoxide Detector Inspection Procedures- SEE separate sheet for fire extinguisher information!

1. An application shall be obtained from the Fire Prevention Bureau office on the second floor of Town Hall. All inspections are done according to **Township Ordinance Chapter** .
2. All applications shall be ***completed in their entirety *** then returned **in person** to the Fire Prevention Bureau office. At this time the appropriate fee is to be paid and a receipt issued. An inspection date and time will be scheduled. Inspections scheduled are on a first come, first serve basis unless an expedited fee is received. **Inspections are conducted on Tuesdays only between 9:00am and 12:00 noon. An adult (18 yrs or older) must be present at the time of the inspection.**
3. Both the seller and buyer or landlord and tenant **MUST** sign applications. Faxed signatures are acceptable and will be deemed as original signatures. All faxes and/or copies **MUST** be legible and full size or they will **NOT** be accepted.
4. **At the time of the inspection, access must be provided to ALL areas of the structure. If areas are inaccessible, the inspection will fail and a re-inspection date shall be set up by calling the Fire Prevention Bureau office and an additional fee will be required.**
5. **NO CLOSING IS TO TAKE PLACE WITHOUT THE CERTIFICATE OF INSPECTION!!!**
6. Please call Fire Prevention Bureau office for the fee schedule or if you have any further questions. Our hours are Monday-Friday, 9 am - 4:30 pm.

Cash, money orders or checks made out to "Township of Little Falls" are the only acceptable methods of payment.

FEE SCHEDULE:	Rental- per unit	\$35.00
	Sale- per unit	\$35.00
	Expedited (within 10 business days)	\$70.00- CASH ONLY
	Expedited (within 4 business days)	\$125.00- CASH ONLY

LITTLE FALLS FIRE PREVENTION BUREAU

WHERE TO LOCATE DETECTORS:

UL approved detectors are to be located on every level of a residence (basement, 1st floor, 2nd floor, etc.), **excluding crawl spaces and unfinished attic areas with pull down type stairs.** They can be battery-operated or electric. All Smoke Detectors shall be located on the ceiling or wall as described below and within 10 feet of every bedroom. If there are no bedrooms on a level, then they must be placed within 10 feet of the stairway on that particular level. If there are more than two separate sleeping areas such as in figure A-8-1.2.1(c) below, then two or more detectors are required, depending on how many remote bedrooms are present.

PHOTOELECTRIC type smoke detectors are to be installed if any of the installation areas are within ten feet of a kitchen area.

NOTE: Smoke detectors are to be permanently affixed to walls and/or ceiling areas. Smoke detectors shall be installed no less than four inches from where the ceiling meets the wall as shown below. *Ideally smoke detectors are placed on ceilings.*

CENTRAL STATION FIRE ALARMS: Central station fire alarms shall be tested prior to the inspection. The fire alarm test record shall be given to the fire inspector at the time of the inspection. Clifton Fire Inspectors **WILL NOT** test central station fire alarms. If no report is available, the inspection **WILL FAIL!**

WHERE NOT TO LOCATE DETECTORS:

To avoid false alarms and/or improper operation, do not place detectors in the following areas:

Kitchens- unless it has bedrooms located directly off it, then a PHOTOELECTRIC detector is required.

Bathrooms- excessive steam from a shower may cause a nuisance alarm.

Near forced air ducts used for heating or air conditioning- air movement may prevent smoke from reaching detector.


Near furnaces of any type- air and dust movement and normal combustion products may cause a nuisance alarm.

The 4-inch "Dead Air" space where the ceiling meets the wall, as shown below.

The peak of an "A" frame type of ceiling- "Dead Air" at the top may prevent smoke from reaching detector.

CARBON MONOXIDE DETECTORS:

Alarms may be battery-operated or electric and listed according to UL 2034, and must be installed within 10 feet of all sleeping areas as per manufacturers instructions and NFPA-720. If there are sleeping areas on more than one floor additional CO detectors will be required.

CO Detector 

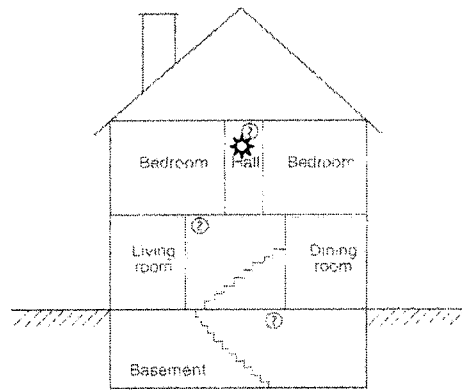
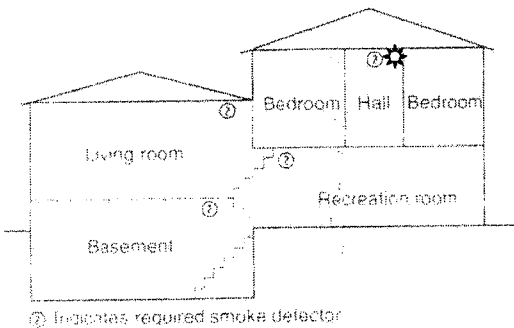
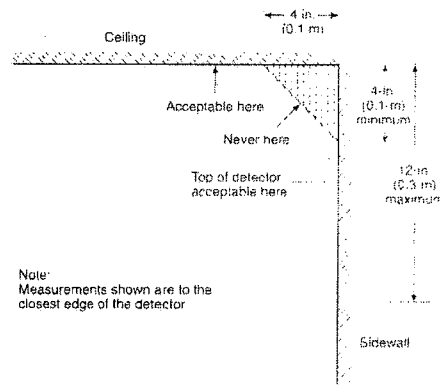
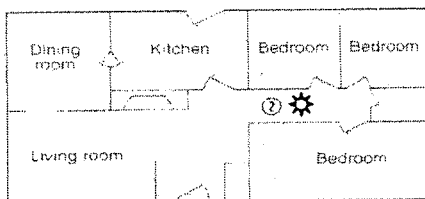


Figure A-8-1.2.1(c) A smoke detector should be located on each story.

Figure A-8-1.2.1(a) A smoke detector should be located between the sleeping area and the rest of the family living unit.



Note: Measurements shown are to the closest edge of the detector

Township of Little Falls

Fire Prevention Bureau
225 Main Street
Little Falls, New Jersey 07424

Edmund Pomponio
Fire Official

(973) 890-4524
FAX (973) 256-8017

FIRE EXTINGUISHER LAW NOW IN EFFECT

All inspections SHALL comply with the current Township and State laws governing smoke detectors, carbon monoxide detectors AND Fire Extinguishers. The installation guidelines for smoke and carbon monoxide detectors are remaining the same as printed on the existing handouts and the guidelines for fire extinguishers are as follows:

At least one (1) portable fire extinguisher shall be installed in all dwellings near a room exit or travel way that provides an escape route to the exterior.

It shall be listed, labeled, charged, and operable.

It shall be rated for residential use as an ABC extinguisher and be at least no larger than a ten (10lb.) pound extinguisher.

It must be mounted in a bracket or hanger supplied by the manufacturer and within ten feet (10') of the kitchen area, hung in a visible, readily accessible spot, free from blocking by furniture, storage, equipment, and other items. The top of the extinguisher shall be mounted no higher than five (5') above the floor and the bottom no less than one foot (1') off the floor.

It shall be accompanied by an owner's manual or written information regarding the operation, inspection, and maintenance of the extinguisher and installed so the instructions are clearly visible.